

Under the web-address <https://www.process-informatik.de> are product specific documentations or software-driver/-tools available to download.

If you have questions or suggestions about the product, please don't hesitate to contact us.

Process-Informatik Entwicklungsgesellschaft mbH

Im Gewerbegebiet 1

DE-73116 Wäschenbeuren

+49 (0) 7172-92666-0

info@process-informatik.de

<https://www.process-informatik.de>

Menutree Website:

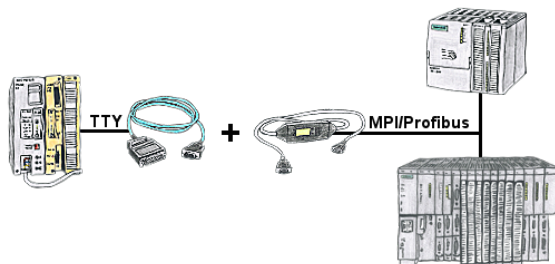
- + Products / docu / downloads
- + Accessories
 - + Antennas / Accessories
 - + Connection-cable for beam/sector antenna

QR-Code Website:



Please make sure to update your drivers before using our products.

Coupling of S5-PLC with S7-PLC via PD-interfaces




S5 in the machine-park, conversion to S7 not profitable, central-control still requires production-data, who does not know this problem.

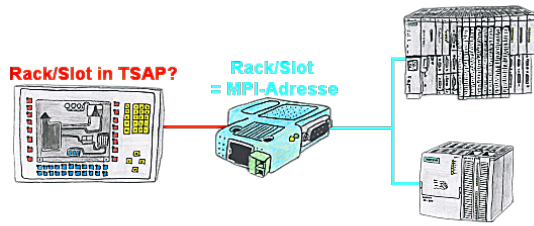
With "S5anMPI" you connect the S5-PLC with a standard interface-cable with the MPI/PROFIBUS of a S7-PLC. Loading handling-blocks in both PLCs, communication integrated and "S5anMPI" exchanges DB-content on request of the respective PLC. Configuration in the "S5anMPI" which PLC is active, also both PLCs active is possible.

Data-exchange without much effort and the S5-PLC continues in the S7-combination as usual and does not have to be replaced.

Complete supply from the PC



Transformation of Rack/Slot in TSAP to MPI-address



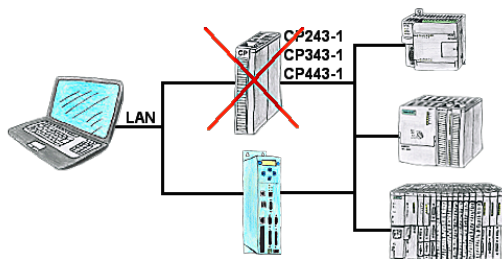
Your panel or visualisationsystem addresses the used PLC with Rack/Slot in TSAP? No problem, activate this mode in the S7-LAN and you will get actual data from the PLC.

Remote-maintenance Siemens-S5-PLC with firewall



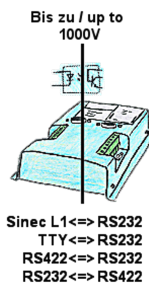
Remote-maintenance of a Siemens-S5-controller with S5-LAN++ on PD-port via secure VPN-tunnel and scalable firewall

S7-CP-alternate (without LAN-CP to the PLC)



Do you have a PLC without CP343-1 or CP443-1 and a TP-II as remote maintenance device? Then activate the CP-mode of the TP-II and your visualisation goes directly ONLINE via the LAN of the TP-II.

Interface-converter with galvanic decoupling



Coupling of 2 devices with different hardware-interfaces?

Devices of the UNI-COM-series offer the implementation of different hardware-interfaces with simultaneous galvanic-separation of both sides up to 1000V. Connections to the device via screw-terminals or via the integrated D-Sub with screw-locking. Universally usable for every application.

Only a 24V DC supply is required for the converter.