

Under the web-address <https://www.process-informatik.de> are product specific documentations or software-driver/-tools available to download.
If you have questions or suggestions about the product, please don't hesitate to contact us.

Process-Informatik Entwicklungsgesellschaft mbH
Im Gewerbegebiet 1
DE-73116 Wäschenbeuren
+49 (0) 7172-92666-0
info@process-informatik.de
<https://www.process-informatik.de>

Menutree Website:

- + Products / docu / downloads
- + Hardware
- + Programming devices
- + Other interface cables

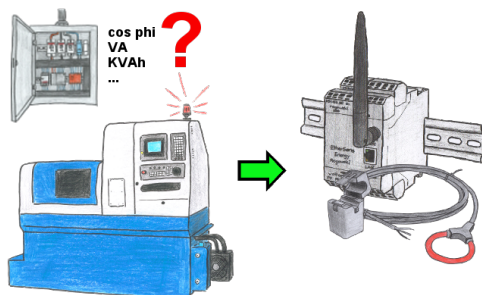


QR-Code Website:



Please make sure to update your drivers before using our products.

Energy-data acquisition



Do you also need the energy-consumption of your plant or need to determine the cos phi?
With the EtherSens Energy you can capture and record by using a Rogowski-coil or folding-core the required values.

S7-PLC over WLAN/WIFI




Communication with S7-PLC via WLAN/WIFI, just how and with what?

Data-communication with S7-PLC from PC or other devices via WLAN/WIFI, which interface is required. Questions you don't have to worry about. With "S7 over WLAN/WIFI" you get the right interface-products for PPI, MPI and Profibus.

Which one you use then is up to you.

Data backup S5-PLC on FTP-Server



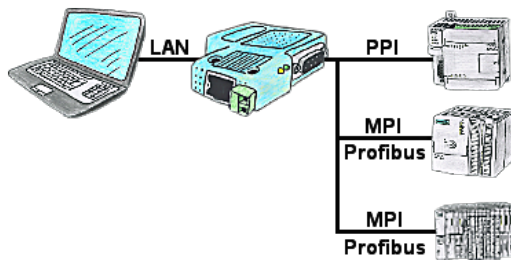
S5-PLC triggered DB-backup/-restore without additional PC via PG-socket and Ethernet on FTP-server

Remote-maintenance Siemens-S7-PLC with PN-Port



Remote-maintenance of a Siemens-controller with network-connection via secure VPN-tunnel of the TeleRouter

Programming of S7-PLC-devices via LAN



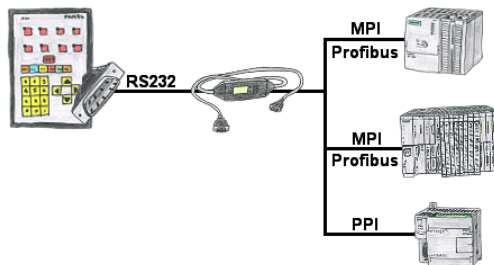
S7-PLC with PPI, MPI, Profibus connection, but data should be read/written via network?

Ethernet-CP cannot be used because of the effort (hardware-configuration), price, space in the rack, availability. Plug S7-LAN-module/MPI-LAN-cable into a free bus-connector, assign the IP-address and the PLC can be reached via the network. There is no need to invest any more effort. The adapter can be parameterized via an integrated web-server or a configuration-tool. No changes to the S7-PLC are necessary to operate the adapter.

The adapter can also be used to implement PUT/GET-connections to other controls, but the PLC-program must be changed for this. Other PLCs can just as well read/write data from this controller via PUT/GET; nothing needs to be changed in the PLC program.

Automation very easy: Connect, parameterize and work.

Visualisation of your S7-PLC via COM-Port



Your panel provides a serial port and no MPI/Profibus for connecting a S7-PLC. Connect the MPI-II-cable with it and you're Online with your panel.