
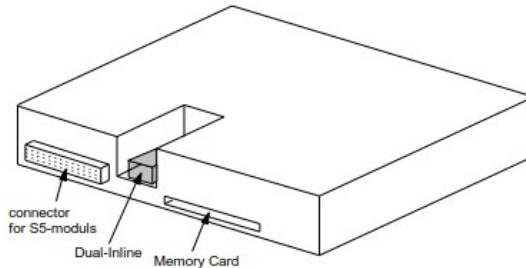


handling-short instruction for Multi- Prommer V1.3

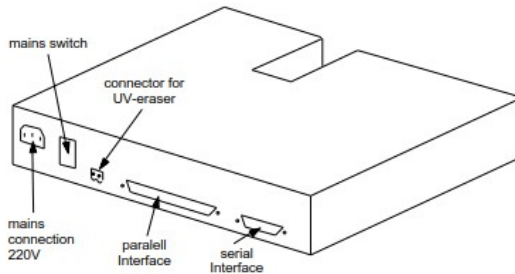


Interface-Overview:

Front-Side:



Back-Side:



Connectors:

RS232:

The 9pin female Connector has following pining:

Pin	short name	Description
2	RxD	receiver PC-side
3	TxD	transmit PC-side
5	GND	ground signal
7	RTS	request to send
8	CTS	clear to send

Parallel-Interface:

Pin	short name	Description
1	ACK	acknowledged
2	D0	data bit 0
3	D1	data bit 1
4	D2	data bit 2
5	D3	data bit 3
6	D4	data bit 4
7	D5	data bit 5
8	D6	data bit 6
9	D7	data bit 7
10	STB	strobe
11	INIT	initialize
12	AFD	append auto-form-feed
13	SLIN	selection input
14	PE	paper empty
15	ERR	error
16	BUSY	busy
17	SLCT	select
18 – 25	GND	ground signal

Power Supply:

The Multi-Prommer needs a power supply of 230V AC with a tolerance of $\pm 15\%$. The connection should be made with the delivered cable. The Multi-Prommer is also reachable with 115V AC, ask your dealer.

Software-installation:

Download the WinPROMM-software from the mentioned website and start the installation. Follow the Install-Shield.

Menu-structure:

File	New
	Open
	Save
	Save As
	Printer configuration
	Exit
View	Toolbar
	Status line
Module	Select
	Read
	Write
	Write too
	Blanktest
	Compare
	Block list
	Erase
Configuration	Interface
	Language
	Word/Block
	SYSID
	Display checksum
Window	Overlapped
	Side-by-side
	Top-on-top
	Group symbols

Help

- Contents
- Usage of help
- Introduction
- Version-history
- About WinPrommer

Block

- All
- None
- Exchange

File-formats:

- *.* All Files. It is tried to choose a file-format according the extension. If no appropriate file-format is found, the binary format is used
- *.BIN Binary File
- *.S5D Step-5 File
- *.S7P Step-7 File (structure)
- *.308 ET-100 File
- *ET.200 ET-200 File
- *.2BF ET2-Binary Export
- *.HEX Intel-Hex-Format
- *.EPR Motorola-Hex-Format
- *.525 CP-525/524 Files
- Q*.* CP-5431 File
- A*.* CP-1430/CP-143 File

Technical data:

Size (S x H x D): 245 x 47 x 187mm
Case-Type: metal casing, powder-coated

For more Information of the Multi-Prommer or to get the actual Manual or the actual operating software WinPrommer, you find the information under

Under the web-address <https://www.process-informatik.de> are product specific documentations or software-driver/-tools available to download.

If you have questions or suggestions about the product, please don't hesitate to contact us.

Process-Informatik Entwicklungsgesellschaft mbH

Im Gewerbegebiet 1

DE-73116 Wäschenbeuren

+49 (0) 7172-92666-0

info@process-informatik.de

<https://www.process-informatik.de>

Copyright by PI 2003 - 2026

