

Under the web-address <https://www.process-informatik.de> are product specific documentations or software-driver/-tools available to download.
If you have questions or suggestions about the product, please don't hesitate to contact us.

Process-Informatik Entwicklungsgesellschaft mbH
Im Gewerbegebiet 1
DE-73116 Wäschenbeuren
+49 (0) 7172-92666-0
info@process-informatik.de
<https://www.process-informatik.de>

Menutree Website:

- + Products / docu / downloads
- + Hardware
 - + PD-interface-multiplexer
 - + PG-MUX-II family
 - + PG-MUX-II for Siemens



QR-Code Website:



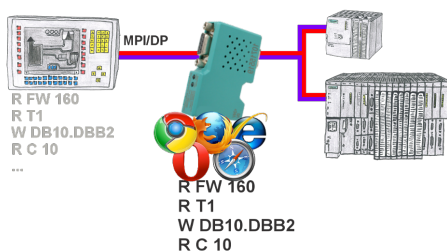
Please make sure to update your drivers before using our products.

Remote maintenance of your S5-PLC via LAN / Internet



You have access to a on-site network and your PLC has no LAN-connection? No problem, plug the S5-LAN on the PLC and you will have immediate access to the PLC from afar.

Analyzing of write-/read-accesses to the PLC



Panel of S7 SPS, no backup of the project or the projecting-data itself?

Put the MPI/DP-bus-communication-analyzer on the bus of the respective control, set the bus-address of the control via the web-interface and start the recording. After stop visible list in the web-interface of all read or written data-areas I/O/F/T/C/DW of the control.

Filter functions for source-address as well as source- and target-SAP.

S5-PLC over RS232

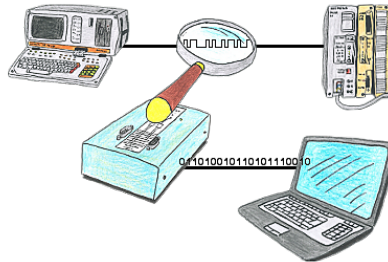


Communication with S5-PLC via RS232, just how and with what?

Data-communication with S5-PLC from PC or other devices via RS232 (COM-port), which interface is required. Questions you don't have to worry about. With "S5 over RS232" you get the right interface-products for your interface of the PLC.

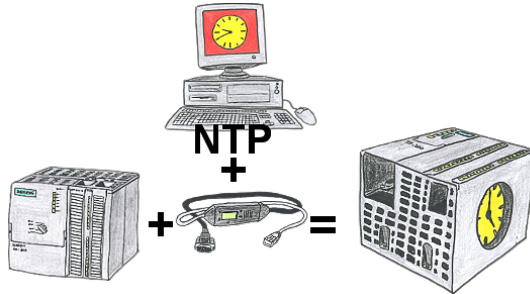
Which one you use then is up to you.

Logging and analysis of communication data



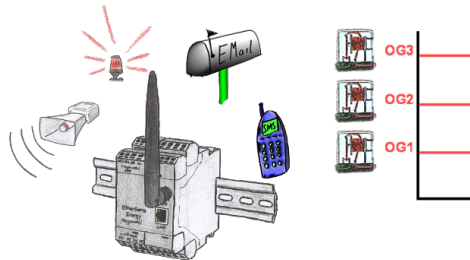
You want check, why your application cant communicate with the PLC or why after some time past the communication will be broken? No problem, integrate the PG-FOX-hardware in this communication way and log through the PG-FOX-software on an PC the sended data in the exact time. So, you can later check the date and find a solution of the problem.

Actual time for the PLC?



You need in your PLC a actual time? No problem, with the NTP-function the MPI-LAN-cable get from a NTP-(Time-)Server the actual time and transfers it direct into the configured PLC or for processing in a DB.

Alarming



Dont log with EtherSens-device only the process-values, also monitor them simultaneously. Once a predetermined threshold is exceeded/not reached, the EtherSens-device indicates this.