

Under the web-address <https://www.process-informatik.de> are product specific documentations or software-driver/-tools available to download.
If you have questions or suggestions about the product, please don't hesitate to contact us.

Process-Informatik Entwicklungsgesellschaft mbH

Im Gewerbegebiet 1

DE-73116 Wäschenbeuren

+49 (0) 7172-92666-0

info@process-informatik.de

<https://www.process-informatik.de>

Menutree Website:

- + Products / docu / downloads
- + Hardware
- + PD-interface-multiplexer
- + MINI-MUX

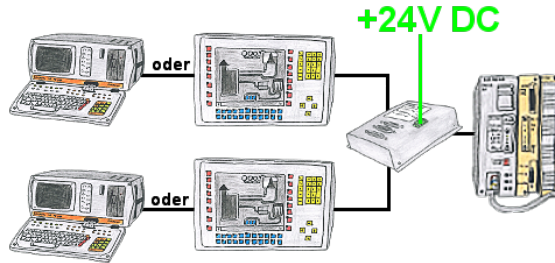


QR-Code Website:



Please make sure to update your drivers before using our products.

PD-interface of the S5-PLC already occupied



Your PD-interface of the S5-PLC is already occupied with a panel and you should accomplish program modifications without removing the panel? No problem, connect the Multiplexer one-time to the PLC and then connect the panel and also your PC to the Multiplexer. Now you can work parallel with the PLC without the need of affecting the operation of the panel. You can even work with 2 programming devices simultaneously, 2x open the same block, only changes which are stored at last will be finally stored in the PLC. Also ideal for trainings purposes if PLC's with IO's are scare goods.

The 24V-version is ideal for control-cabinet-installation due to the smaller footprint. A universal multiplexer no matter what you connect at the two PG-sockets, both participants communicate parallel with the control.

Management of the IP address

IP-Zugriffsschutz

Schutzmodus:

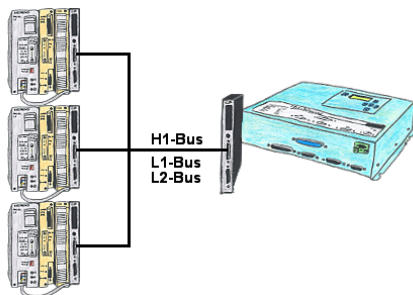
IP-Adresse / IP-Bereich #1:	192.168.178.10	- Bereich (optional)
IP-Adresse / IP-Bereich #2:	192.168.178.100	- 192.168.178.200
IP-Adresse / IP-Bereich #3:	192.168.178.254	- Bereich (optional)
IP-Adresse / IP-Bereich #4:		- Bereich (optional)
IP-Adresse / IP-Bereich #5:		- Bereich (optional)
IP-Adresse / IP-Bereich #6:		- Bereich (optional)
IP-Adresse / IP-Bereich #7:		- Bereich (optional)
IP-Adresse / IP-Bereich #8:		- Bereich (optional)
IP-Adresse / IP-Bereich #9:		- Bereich (optional)
IP-Adresse / IP-Bereich #10:		- Bereich (optional)
IP-Adresse / IP-Bereich #11:		- Bereich (optional)
IP-Adresse / IP-Bereich #12:		- Bereich (optional)
IP-Adresse / IP-Bereich #13:		- Bereich (optional)
IP-Adresse / IP-Bereich #14:		- Bereich (optional)
IP-Adresse / IP-Bereich #15:		- Bereich (optional)

IPs aus Liste verbieten

The IP filter is used to determine whether or not the entered IP-addresses or IP-address-ranges may communicate with the connected controllers via the module.

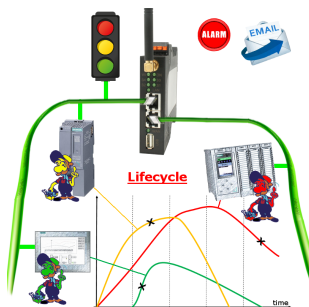
The list can be edited centrally be switched with a button from "allowed" on "not allowed".

Programming of S5-PLC above H1-, L1- or L2-Bus

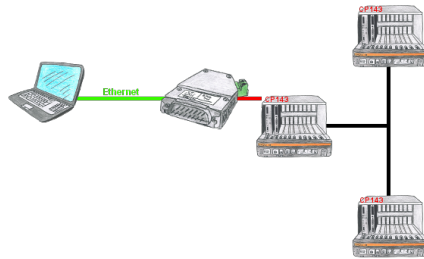


You have an existing L1-, L2- or H1-bus on the customer side and have to program parallel the PLCs? No problem, just connect the communication processor (CP) with a monkey swing to the PLC, the Tele-Network-device with the TELE-CP-cable to a free CP and select the needed PLC with PG-path selection. Therefore the L1-, L2- or H1-option is needed.

Profinet life cycle monitoring

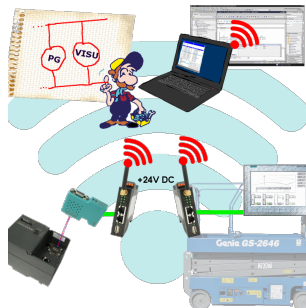


Identify impending failures in your Profinet.
Creeping aging will be displayed to you very detailed.
The Profinet-Watchdog give you the change to react before something happens.



With the S5-H1-PG-LAN you would be able to use the H1-path-selection over the S5-LAN++ and communicate with all PLCs in the H1-bus. You don't have to connect serial to the CP, you can do this easy over your network.

Link S7-TCP-IP Panel to MPI Profibus over WiFi



Use the latest S7-TCP-IP panels for your MPI / Profibus.
 Thanks to WLAN also usable for mobile platforms or cranes.
 Connect several nodes at the same time via a network module.
 Simultaneous access from different systems possible.