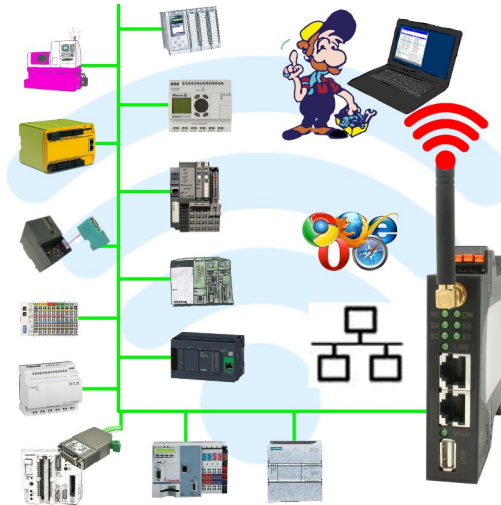


# Handling short instructions for Wireless around the controller



## Commissioning of ALF-UA

ALF-UA creates a WIFI network with the SSID "ALF-UA" and automatically assigns an IP-address via DHCP for the WIFI-participants who connect to the device.

Connect laptop/notebook to this WIFI-network, the respective PC is assigned an IP-address from the subnet 192.168.2.xxx.

If you need a different subnet for the connected controller, you can change the subnet after connecting the PC and ALF-UA:

- Connect PC to ALF-UA via WIFI
- Open the ALF-UA-website with a browser and IP address 192.168.2.1
- User name:           admin  
  Password:           admin
- Menu „network“ => „AP router“ => „LAN“ => „router IP“ enter the desired subnet  
  The changes are accepted by clicking on the diskette symbol
- After a restart, the device is available with the new parameters
- Rebuild the WIFI-connection of PC and ALF-UA

Connect the respective control/machine to the LAN port of the ALF-UA with a patch cable. Now that the PC and ALF-UA have been connected, the machine can be reached "wirelessly" and you can communicate.

Under the web-address <https://www.process-informatik.de> are product specific documentations or software-driver/-tools available to download.  
If you have questions or suggestions about the product, please don't hesitate to contact us.

Process-Informatik Entwicklungsgesellschaft mbH

Im Gewerbegebiet 1

DE-73116 Wäschenbeuren

+49 (0) 7172-92666-0

[info@process-informatik.de](mailto:info@process-informatik.de)

<https://www.process-informatik.de>

Copyright by PI 2019 - 2026

**Menutree Website:**

- + Products / docu / downloads
- + Applications
- + WIFI - PLC


**QR-Code Website:**



Please make sure to update your drivers before using our products.

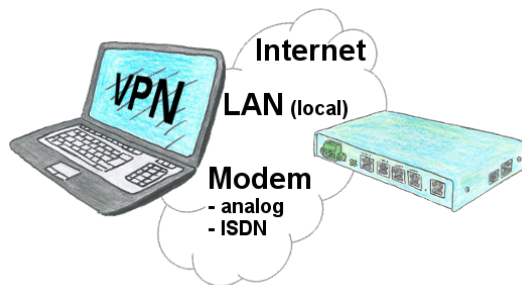


## Data backup S7-PLC over MPI/Profibus on FTP-server via dig. IO



Via digital input triggered DB-backup/-restore without additional PC via MPI/Profibus to FTP-server

## Secure access through VPN



Secure connection via network or internet or via modem-line with VPN?

The TeleRouter fulfills all of these requirements. It contains an engine for VPN, regardless of whether a server or a client is required. Configuration of the VPN-engine and the device in general via the integrated web-server.

A corresponding VPN-client for Windows can be downloaded free of charge as an installation-script from the download-page.