Step5/7-Programming system
PG-2000

Installation note:

Load your license file using the link given in your personal license email. The password for extraction can also be found in this email. Then copy this file into the folder of the installed PG-2000 software (demo version).
After restarting the software, your license is active.

Under the web-address https://www.process-informatik.de are product specific documentations or software-driver/-tools available to download.
If you have questions or suggestions about the product, please don't hesitate to contact us.

Process-Informatik Entwicklungsgesellschaft mbH
Im Gewerbegebiet 1
DE-73116 Wäschenbeuren
+49 (0) 7172-92666-0

info@process-informatik.de
https://www.process-informatik.de

Menutree Website:

+ Products / docu / downloads
  + Software
    + Programming-software PG-2000 Step5 & Step7
      + Basic packages AWL

QR-Code Website:

Please make sure to update your drivers before using our products.

Virtual COM port for PCs



Receive new PC and detected missing serial COM port, but it is mandatory?

With a USB-serial-converter, you create a virtual COM-port on your PC, which can also be recognized and used by most applications/apps. The only difference to a "real" physical COM-port is that there is no interrupt-number and address. Under Windows usually no problem. Applications that are still MSDOS-based such as Step5 of Siemens are not functioning with virtual COM-ports. This problem is solved with the available "S5-Patch". USB-serial-converter-cable also works with STEP5 from Siemens.

Not every USB-serial-converter supports all transfer parameters, most "cheap" only the format "8-N-1". USB-serial-converter-cable supports all possible transmission settings. To the cable you get the USB driver for your Windows-PC.

Two in the metal housing integrated LEDs shows the signal-flow with RXD- and TXD-display.

Communication with PLCs without knowledge of the specific protocol

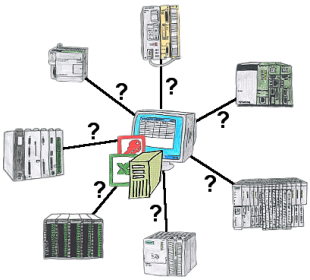

Who does not know the problem for a production-analysis still lack data that is stored in the controller. Without PLC-specific programming-packages you can not get the data and the software-technician has no time.

A one-time change to the evaluation-tool, the PLC-specific DLL-file integrated (also at Excel, Access, ...) and functions for reading and writing data of the controller are available.

Operation as an access point

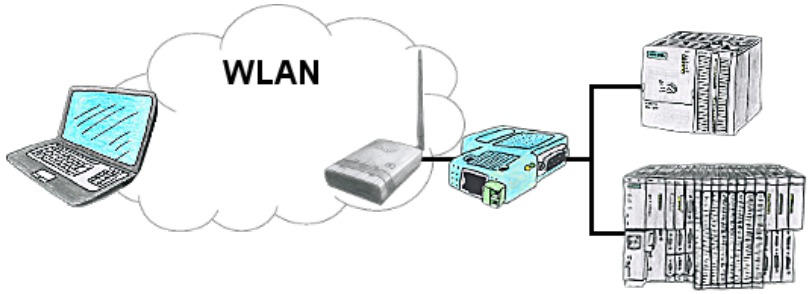

You are on site your plant and should move round the machine and simultaneously control or monitor. No problem, you parametrize ALF as an access-point and connect your S7-LAN or other network-client to him, connect your PC with him and you are online on the PLC.

Network-analysis/-monitoring easy

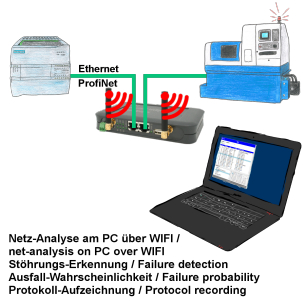

Analyze network-problems and network-conflicts with little effort. Simply plug the TINA-II into the network, open website of the integrated web-server via WIFI and start working.

No unnecessary search for a hub to record the logs. TINA-II records in the usual WireShark-format, i.e. save the recording on a PC and view and evaluate it later with WireShark.

Monitoring the network, automatically send an email to the administrator if there is no participant or if there is a new participant (Intrusion-detection into the network)

Calculate the probability of failure of the participants

All of this can be achieved with TINA-II

Remote maintenance of a S7-PLC[FREEWARE without support]



You have to solve a problem in the PLC-program, but the installation is not placed nearby? No problem, start your PG-2000-software with "option teleservice", activate your modem and after selection intra PG-2000-software access to the PLC is possible as if being on-site.

Direct-mode „extended serial interface“

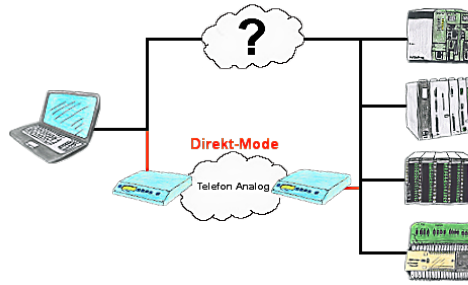

There is an unsupported control or data logger or converter integrated in your installation which protocol is not supported? No problem, the signs that the PC in the office sends will be transferred via telephone line by the Direct-mode , and on-site reproduced by the TP/TB. The way back is identical. So in that case there's also a communication to the electronic devices available.